

# **INTERLUBE**

*Leaders in Lubrication Solutions*

# **TECREEL**

*Self Retracting Hydraulic Hose Reels*



Tecreel - conveying hydraulic power from fixed to moving points



Type 375



Type 4



4 Port



Multi Function

**TECREEL** by Interlube Systems Ltd



The Tecreel range of self retracting hydraulic hose reels are designed to provide an efficient means of transferring hydraulic power from a fixed moving point.

The reels are self retracting and have an integral coil spring that ensures the hoses are always under tension. This eliminates slack or trailing hoses where there is a continuous variation in hose length. Used in conjunction with a swivel, a full 180° of hose movement is possible.


Reels are available as 2 port (Type 375 and Type 4), 4 port and Multi function models.

Tecreels are built to a high specification to give outstanding performance with the following benefits:

- Maximum Operating Pressure of upto 300 Bar
- Low Pressure loss
- Slim compact design
- Easy Installation
- Long life spring and Seals
- Reliable Operation, maintenance free
- Wide range of flange diameters, hose bores and pull off lengths

Typical Tecreel applications include:

- Fork Lift Trucks
- Truck Mounted Cranes
- Dockside/Container Cranes
- Offshore Applications



# TYPE 375

- Maximum Operating pressure 300 Bar
- Available as reel only or with hoses
- Twin bore 1/4", 5/16", 3/8" or 1/2" Siamese hose with various end fittings (see table).
- SA100 R7 hose fitted as standard.\*\*\*
- Left or Right Handed Mounting
- Inlet Ports 3/8" bsp
- Cassette loaded spring for safety and easy removal
- Includes mounting bracket



## TECREEL TYPE 375 Part Numbers

TL = Left Hand Mounting  
TR = Right Hand mounting

\*Pull off length with 1.5 pretension spring turns.

Tecreel Part no	Replacement hose part no	Hose length	Pull off length*	Hose bore	End fitting**
TL/TR31800	* Flange Dia. is 318mm (12.5in)				
TL/TR31800-401	V04104206-4100	4100mm	4000mm	1/4in	1/4 BSP
TL/TR31800-501	V05106206-3500	3500mm	3400mm	5/16in	3/8in BSP
TL/TR31800-502	V05206509-3500	3500mm	3400mm	5/16in	9/16in-JIC
TL/TR31800-601	V06106206-2700	2700mm	2600mm	3/8in	3/8in BSP
TL/TR31800-606	V06206414-2700	2700mm	2600mm	3/8in	M16 x 1.5
TL/TR38000	* Flange Dia. is 380mm (15in)				
TL/TR38000-404	V04104206-6500	6500mm	6400mm	1/4in	1/4in BSP
TL/TR38000-504	V05106206-5600	5600mm	5500mm	5/16in	3/8in BSP
TL/TR38000-506	V05206509-5600	5600mm	5500mm	5/16in	9/16in-JIC
TL/TR38000-603	V06106206-4900	4900mm	4800mm	3/8in	3/8in BSP
TL/TR38000-607	V06206414-4900	4900mm	4800mm	3/8in	M16 x 1.5
TL/TR 45700	* Flange Dia. is 457mm (18in)				
TL/TR45700-308	PNS40099	11m	8500mm	1/4in	1/4 in BSP
TL/TR45700-511	V05106206-9300	9300mm	8300mm	5/16in	3/8in BSP
TL/TR45700-507	V05206509-9300	9300mm	8300mm	5/16in	9/16in-JIC
TL/TR45700-510	V05206414-9300	9300mm	8300mm	5/16in	M16 x 1.5
TL/TR45700-604	V06106206-7300	7300mm	7200mm	3/8in	3/8in BSP
TL/TR45700-608	V06206414-7300	7300mm	7200mm	3/8in	M16 x 1.5

Other options available on request include:

- 580 dia reel for longer hose pull offs (1/2in hose)
- Marine Reels
- Low & High Torque springs

\*\* Hose connection into reel 3/8 bsp 90° elbow.

\*\*\* R8 available as option

## Optional Extras The following tapered shaft inlet adaptors are available

Part no.	Threads		
G04R06	3/8in BSPT.	x	1/4in BSP
G06R06	3/8in BSPT.	x	3/8in BSP
34873-609	3/8in BSPT.	x	M16 x 1.5
34873-211	3/8in BSPT.	x	9/16in JIC

## Spares

Part no.	Description
51892	375 Seal Kit
84361-289	Spring & Container Assembly RH
84361-290	Spring & Container Assembly LH
84361-284	Spring Cassette

## TECREEL TYPE 375 Performance Data

Flow Rate Per Minute	PRESSURE DROP	
	With twin 4.5m (15ft) hoses 5/16in bore	With Twin Hoses 5m (16ft) hoses 3/8in bore
22.7 Litres ( 5 Gall )	17 Bar ( 246 lbf/in <sup>2</sup> )	8 bar ( 116 lbf/in <sup>2</sup> )
45.5 Litres ( 10 Gall )	36 Bar ( 522 lbf/in <sup>2</sup> )	19 Bar ( 275 lbf/in <sup>2</sup> )

The above figures are based on SHELL Tellus 37; viscosity 55/63 cSt

TYPE 375



# TYPE 4

- Low cost option for twin hose reel
- Maximum Operating pressure 170 Bar
- Available as reel only or with hose
- Twin bore 1/4 or 5/16 Siamese hose with various end fittings (see table).
- SA100 R7 hose fitted as standard.
- Left or Right Handed Mounting
- Inlet Ports 1/4" bsp
- Mounting bracket included



## TECREEL TYPE 4 Part Numbers

4L = Left Hand Mounting  
4R = Right Hand mounting

\*Pull off length with 1.5 pretension spring turns.

Tecreel part no	Replacement hose part no	Hose Length	Pull off length*	Hose Bore	End fitting**
4L/4R31800	* Flange Dia. is 318mm (12.5)				
4L/4R31800-401	V04104706-4100	4100mm	4000mm	1/4in	1/4in BSP
4L/4R31800-501	V05106706-3500	3500mm	3400mm	5/16in	3/8 BSP
4L/4R31800-502	V05509706-3500	3500mm	3400mm	5/16in	9/16in-JIC
4L/4R31800-503	V05414706-3500	3500mm	3400mm	5/16in	M16 x 105
4L/4R38000	* Flange Dia. is 380mm (15in)				
4L/4R38000-404	V04104706-6000	6000mm	5900mm	1/4in	1/4in BSP
4L/4R38000-504	V05106706-5600	5600mm	5500mm	5/16in	3/8in BSP
4L/4R38000-505	V05509706-5600	5600mm	5500mm	5/16in	9/16in-JIC

\*\*Hose connection into reel 3/8 bsp swan neck elbow.

## TECREEL TYPE 4 Performance Data

Flow Rate Per Minute	PRESSURE DROP
	With twin 5.6m (18ft) hoses, 5/16in bore
22.7 Litres ( 5 Gall )	28.5 Bar ( 413 lbf/in <sup>2</sup> )
45.5 Litres ( 10 Gall )	62 Bar ( 899 lbf/in <sup>2</sup> )

The above figures are based on SHELL Tellus 37; viscosity 55/63 cSt

## Optional Extras

The following shaft inlet adaptors are available

Part no.	Threads
G04604	1/4in BSP x 1/4in BSP
106819	1/4in BSP x 9/16in BSP
34865-225	1/4in BSP x M16 x 1.5

## Spares

Part no.	Description
52117	Type 4 seal kit
84361-400	Spring container assembly RH
84361-401	Spring container assembly LH

# EURO REEL

- Based on Type 375 Reel
- Maximum Operating pressure 300 Bar
- Available as reel only
- L shaped mounting bracket
- Twin bore 6mm,8mm or 10mm Siamese hose
- SA100 R7 hose fitted as standard.
- Left or Right Handed Mounting
- Low Torque spring
- Inlet Ports 1/4" bsp



## TECREEL EURO REEL Part Numbers

GL = Left Hand Mounting  
GR = Right Hand mounting

\*Pull off length with 1.5 pretension spring turns.

Tecreel Part no	Replacement hose part no	Hose length	Pull off length	Hose bore	End fitting*
GR/GL31800	* Flange Dia. is 318mm (12.5in,				
GR/GL31800-407	V04206414-4100	4100mm	4000mm	6mm	M16 x 1.5
GR/GL31800-508	V05206414-3500	3500mm	3400mm	8mm	M16 x 1.5
GR/GL31800-606	V06206414-2700	2700mm	2600mm	10mm	M16 x 1.5
GR/GL38000	* Flange Dia. is 380mm (15in)				
GR/GL38000-408	V04206414-6500	6500mm	6400mm	6mm	M16 x 1.5
GR/GL38000-509	V04206414-5600	5600mm	5500mm	8mm	M16 x 1.5
GR/GL38000-607	V04206414-4900	4900mm	4800mm	10mm	M16 x 1.5
GR/GL45700	* Flange Dia. is 457mm (18in)				
GR/GL45700-311	PNS40098	11000mm	8500mm	6mm	M16 x 1.5
GR/GL45700-510	V05206414-9300	9300mm	8300mm	8mm	M16 x 1.5
GR/GL45700-608	V06206414-7300	7300mm	7100mm	10mm	M16 x 1.5

\* Other hose end fittings also available

## TYPE 4 EURO REEL

### Spares

Part no.	Description
51892	Replacement Seal Kit
84361-428	Spring Cassette Assembly

# 4 PORT

- Maximum Operating pressure 210 Bar
- Available as reel only or with hoses
- 2 Twin bore 1/4, 5/16 or 3/8 Siamese hose with various end fittings (see table).
- SA100 R7 hose fitted as standard.\*\*\*
- Left or Right Handed Mounting
- Inlet Ports 1/4" bsp
- Brackets Optional



## TECREEL 4 PORT Part Numbers

SL =Left hand mounting  
SR =Right Hand mounting

\*Pull off length with 1.5 pretension spring turns.

Tecreel Part no	Replacement hose part no	Hose length*	Pull off length	Hose bore	End fitting B**
SL/SR31800      *Flange Dia. is 318mm (12.5in)					
SL/SR31800-402	PNS5889-4420	4420mm	3800mm	1/4in	1/4in BSP
SL/SR31800-403	PNS40167-4420	4420mm	3800mm	1/4in	M16 x 1.5
SL/SR31800-508	PNS40110-3810	3810mm	3200mm	5/16in	3/8in BSP
SL/SR31800-503	PNS5994-3810	3810mm	3200mm	5/16in	9/16in-JIC
SL/SR31800-505	PNS40168-3810	3810mm	3200mm	5/16in	M16 x 1.5
SL/SR31800-603	PNS5995-3050	3050mm	2400mm	3/8in	3/8in BSP
SL/SR38000      *Flange Dia. is 380mm (15in)					
SL/SR38000-401	PNS5889-6710	6710mm	6100mm	1/4in	1/4in BSP
SL/SR38000-404	PNS40167-6710	6710mm	6100mm	1/4in	M16 x 1.5
SL/SR38000-502	PNS5994-5940	5940mm	5300mm	5/16in	9/16in-JIC
SL/SR38000-602	PNS5995-5180	5180mm	4600mm	3/8in	3/8in BSP
SL/SR38000-607	PNS40169-5180	5180mm	4600mm	3/8in	M16 x 1.5
SL/SR38000-604	PNS40111-5180	5180mm	4600mm	3/8in	9/16-JIC
SL/SR45700      *Flange Dia. is 457mm (18in)					
SL/SR45700-301	PNS40094	10520mm	8100mm	1/4in	1/4in BSP
SL/SR45700-504	PNS40110-9450	9450mm	7900mm	5/16in	3/8in BSP
SL/SR45700-501	PNS5994-9450	9450mm	7900mm	5/16in	9/16in-JIC
SL/SR45700-507	PNS40168-9450	9450mm	7900mm	5/16in	M16 x 1.5
SL/SR45700-601	PNS5995-7620	7620mm	7000mm	3/8in	3/8in BSP
SL/SR45700-608	PNS40169-7620	7620mm	7000mm	3/8in	M16 x 1.5

\*\*\* R8 available as option

\*\* Hose connection into reel 1/4 bsp 135° elbow.

## Optional Extras

Part no.	Description
35152-430	Mounting Bracket
G04R04	Inlet adaptor 1/4in BSP.T. x 1/4in BSP
G06R04	Inlet adaptor 1/4in BSP.T. x 3/8in BSP

## Spares

Part no.	Description
51815	4 Port Seal Kit
84361-284	Spring Cassette Assembly

## TECREEL 4 PORT Performance Data

Flow Rate Per Minute	PRESSURE DROP
	With twin 5m (16ft) hoses 3/8in bore
22.7 Litres ( 5 Gall )	11 Bar ( 159 lbf/in <sup>2</sup> )
45.5 Litres ( 10 Gall )	25 Bar ( 362 lbf/in <sup>2</sup> )

The above figures are based on SHELL Tellus 37; viscosity 55/63 cSt

4 PORT

# MULTI FUNCTION

- Maximum Operating pressure 300 Bar
- Available with 2 hoses 3/8 or 5/16 and 6 wires
- Max voltage 80V Max Current 4.5As
- SA100 R7 hose fitted as standard\*\*\*.
- Left or Right Handed Mounting (can be changed)
- Inlet Ports 3/8" bsp
- Includes mounting bracket



## TECREEL MULTIFUNCTION Part Numbers

EL=Left Hand mounting  
ER =Right hand mounting

\*Pull off length with 1.5 pretension spring turns.

Tecreel part no	Replacement Hose part no	Hose length	Pull off length*	Cable electrical length	Hydraulic hose bore	End fitting**
ER/EL31800      *Flange Dia. is 318mm (12.5in)						
ER/EL31800-501	PNS40278-3500	3.5m	3.4m	4.1m	5/16in	3/8in BSP
ER/EL31800-502	PNS40279-3500	3.5m	3.4m	4.1m	5/16in	9/16in JIC
ER/EL31800-508	PNS40280-3500	3.5m	3.4m	4.1m	5/16in	M16 x 1.5
ER/EL31800-601	PNS40281-2700	2.7m	2.6m	3.3m	3/8in	3/8in BSP
ER/EL38000      *Flange Dia. is 380mm (15in)						
ER/EL38000-504	PNS40278-5600	5.6m	5.5m	6.2m	5/16in	3/8in BSP
ER/EL38000-506	PNS40279-5600	5.6m	5.5m	6.2m	5/16in	9/16in-JIC
ER/EL38000-509	PNS40280-5600	5.6m	5.5m	6.2m	5/16in	M16 x 1.5
ER/EL38000-603	PNS40281-4900	4.9m	4.8m	5.5m	3/8in	3/8in BSP
ER/EL38000-607	PNS40282-4900	4.9m	4.8m	5.5m	3/8in	M16 x 1.5
ER/EL45700      *Flange Dia. is 457mm (18in)						
ER/EL45700-507	PNS40279-9300	9.3m	8.3m	9.9m	5/16in	9/16in-JIC
ER/EL45700-510	PNS40280-9300	9.3m	8.3m	9.9m	5/16in	M16 x 1.5
ER/EL45700-604	PNS40281-7300	7.3m	7.2m	7.9m	3/8in	3/8in BSP
ER/EL45700-608	PNS40282-7300	7.3m	7.2m	7.9m	3/8in	M16 x 1.5

Also available 1/4in bore hose with 4 wires.

\*\* Hose connection into reel 1/4 bsp 90° elbow.

\*\*\* R8 available as option

## Optional Extras The following tapered shaft inlet adaptors are available

Part no.	Description
G04R04	Inlet adaptor 1/4in BSP.T. x 1/4in BSP
G06R04	Inlet adaptor 1/4in BSP.T. x 3/8in BSP
34873-609	Inlet adaptor 1/4in BSP.T. x M16 x 1.5
34873-211	Inlet adaptor 1/4in BSP.T. x 9/16in JIC

## Spares

Part no.	Description
51892	4 Port seal kit
84361-284	Spring Cassette Assembly

## TECREEL MULTIFUNCTION Performance Data

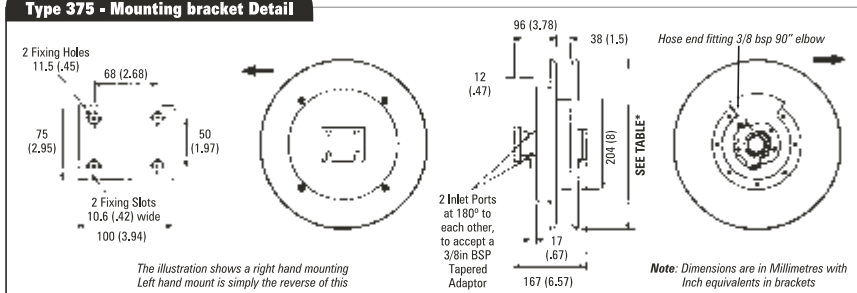
Flow Rate Per Minute	PRESSURE DROP	
	With twin 4.5m (15ft) hose 5/16 in bore	With twin 5m (16ft) hoses 3/8 in bore
22.7 Litres ( 5 Gall )	17 Bar ( 246 lbf/in <sup>2</sup> )	8 Bar ( 116 lbf/in <sup>2</sup> )
45.5 Litres ( 10 Gall )	36 Bar ( 522 lbf/in <sup>2</sup> )	19 Bar ( 275 lbf/in <sup>2</sup> )

The above figures are based on SHELL Tellus 37; viscosity 55/63 cSt

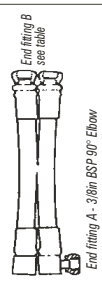
MULTI  
FUNCTION

# SIZES & MOUNTINGS

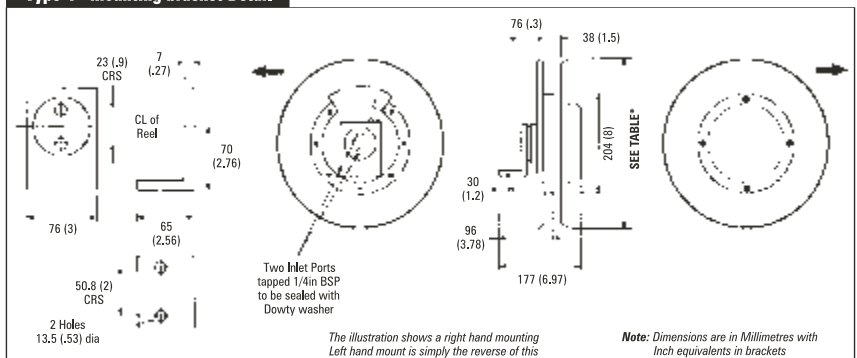
## Type 375 - Mounting bracket Detail




TECREEL TYPE 375 Hose Assembly



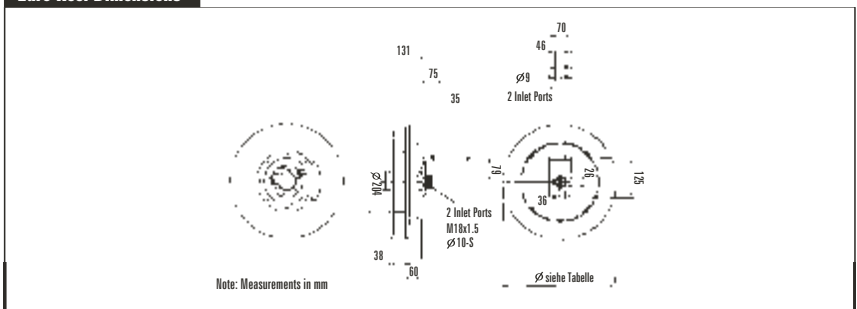
## Type 4 - Mounting bracket Detail



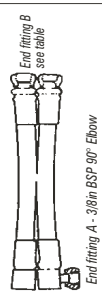
TECREEL TYPE 4 Hose Assembly



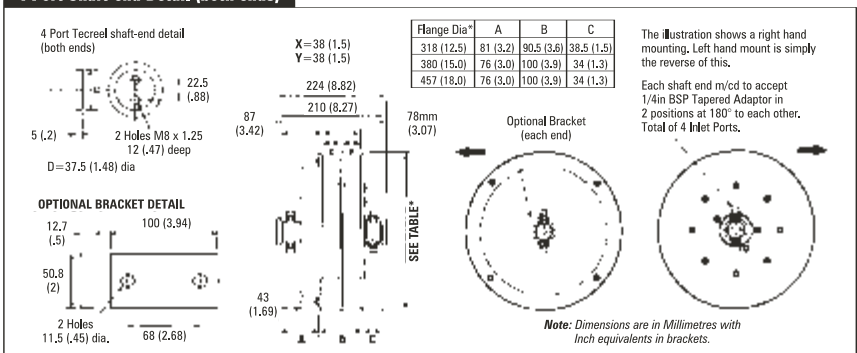
## Euro Reel Dimensions



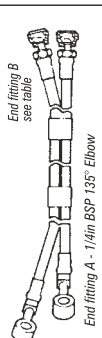
TECREEL EURO REEL Hose Assembly



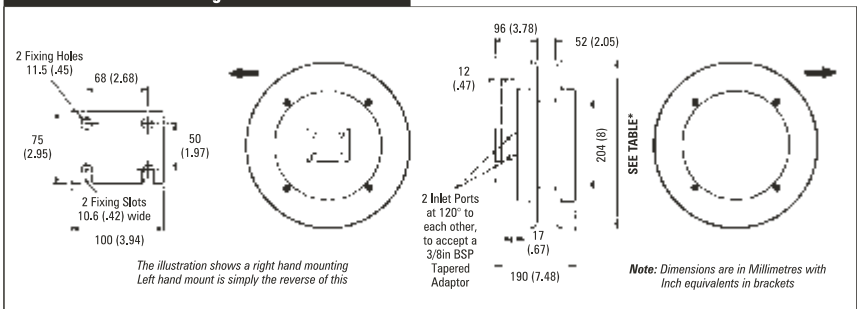
## 4 Port Shaft-end Detail (both ends)




TECREEL 4 PORT Hose Assembly



## Multi Function - Mounting bracket Detail



TECREEL MULTIFUNCTION Hose Assembly



# SWIVELS

Used to connect Tecreel hoses to moving parts, they allow a full 180° movement.

Swivels can be ordered with adaptors or without, in which case the adaptors should be ordered separately.

## 2 PORT SWIVEL

- Suitable for use with Type 375, Type 4 and Multifunction reels.
- Available with or without check valves.



### Part Numbers

#### Swivels Only

To be used in conjunction with swivel adaptors (see table below)\*

Part Number	Description	Max Pressure rating
OA50193	Swivel with Check Valve No Adaptors	210 bar
OA50194	Swivel without Check Valve No Adaptors	300 bar
51601	2 Port Swivel Replacement Seal Kit	

#### Swivels With Adaptors

Use swivel number above and add the variation number as required, eg OA50193-201

Variation No.	Inlet Ports	Outlet Ports
201	1/4" BSP	1/4" BSP
202	3/8" BSP	3/8" BSP
203	9/16" JIC	9/16" JIC
204	3/4" JIC	3/4" JIC
205	M16X1.5 - 24°	M16X1.5 - 24°
206	1/4" BSP	3/8" BSP
207	9/16" JIC	3/8" BSP
208	9/16" JIC	1/4" BSP
209	3/8" BSP	9/16" JIC
210	1/4" BSP	9/16" JIC
212	3/8" BSP	M18X1.5 - 60°
213	M16X1.5 - 24°	M16X1.5 - 60°
217	9/16" JIC	3/4" JIC
219	M16X1.5 - 60°	M16X1.5 - 60°

## 4 PORT SWIVEL

- Suitable for use with 4 Port Tecreels.
- Provides 4-in-line connection with hose outlets at 180° to each other.
- Comes without check valves.



### Part Numbers

#### Swivels Only

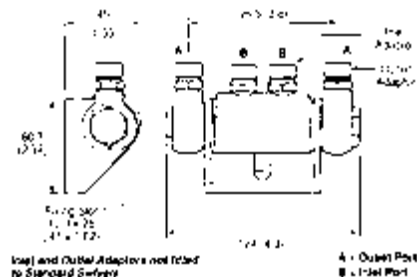
To be used in conjunction with swivel adaptors (see table below)\*

Part Number	Description	Max Pressure rating
OA50264	Swivel with Check Valve No Adaptors	210 bar
51893	4 Port Swivel Replacement Seal Kit	

#### Swivels With Adaptors

Use swivel number above and add the variation number as required, eg OA50264-202

Variation No.	Inlet Ports	Outlet Ports
201	3/8" BSP	3/8" BSP
202	1/4" BSP	1/4" BSP
203	9/16" JIC	9/16" JIC
204	9/16" JIC	3/8" BSP
205	9/16" JIC	3/4" JIC
206	M18X1.5 - 24°	M18X1.5 - 24°
207	M16X1.5 - 60°	M16X1.5 - 60°
208	3/8" BSP	M18X1.5 - 60°
209	1/4" BSP	3/8" BSP
210	M16X1.5 - 60°	M18X1.5 - 24°



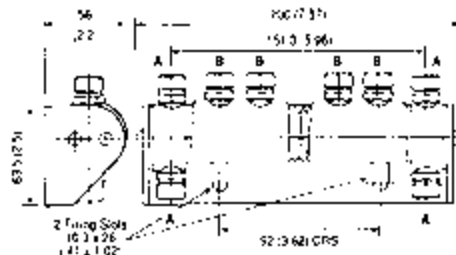
Inlet and Outlet Adaptors not fitted to Standard Swivels

A = Outlet Port  
B = Inlet Port

### TECREEL Swivel Adaptors

Part number	Thread
34865-223	1/4in BSP
34866-625	3/8in BSP
34811-627	9/16in JIC
34832-206	3/4in JIC
34857-205	M16 x 1.5 (24° seat)
34857-203	M16 x 1.5 (60° seat)
34857-206	M18 x 1.5 (24° seat)
34857-204	M18 x 1.5 (60° seat)
25145-107	"O" Ring

Note: the maximum tightening torque to effect selling of swivel adaptors is 15 lb/ft.



Inlet and Outlet Adaptors not fitted to Standard Swivels

A = Outlet Port  
B = Inlet Port



**TECREEL** Interlube Systems Ltd  
St Modwen Road, Parkway Industrial Estate  
Plymouth, Devon, England PL6 8LH  
Tel: +44 (0)1752 676000  
Fax: +44 (0)1752 676001  
e-mail: info@interlubesystems.com  
Web Site: www.interlubesystems.com

**USA Headquarters:**  
**Interlube Systems Inc**  
4696 Wadsworth Road, Dayton, Ohio, 45414, USA  
Tel: +1 937 276 4507 Fax: +1 937 276 4518  
e-mail: Nmackay@earthlink.net



[www.interlubesystems.com](http://www.interlubesystems.com)  
HELP DESK · PRODUCT RANGE · LITERATURE REQUEST

For advice on which product is most suitable for your needs - visit our web site from where you can e-mail us your requirements. Our Help Desk will respond within 24hrs by return e-mail or phone.

